

Let's get started



SAMSUNG
Galaxy S8 | S8+



What else is in the box?



- Galaxy S8 | S8+
- SIM
- SIM tray tool
- Travel Adapter
- USB Cable
- USB Connector for use with Smart Switch
- Stereo Earbud Headset

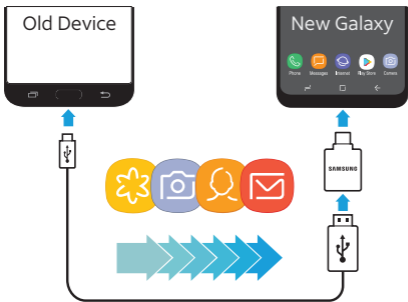


Need more help?
Go to **Apps** > **AT&T folder** > **Device Help**

Feature: Smart Switch

Easily transfer your photos, videos, music, apps and more with Samsung Smart Switch™.

1. Connect your New Galaxy to your old device using the included USB connector and the cable from your old phone.
2. Select Smart Switch during setup or from the Home screen by swiping up for **Apps** and then tap **Settings**  > **Cloud and accounts**  > **Smart Switch**.
3. Select the items you want to transfer to your new phone.



Get more information and compatible device list at samsung.com/smartswitch.

Displaying All Apps

Your apps are just a swipe away

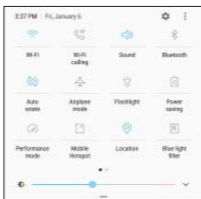
From the Home screen, swipe up or down to display all **Apps**.



Quick Settings

Drag the Status bar down to display the Notification panel.

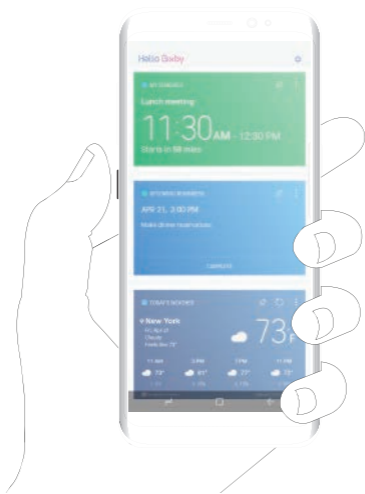
Pull down twice to quickly access device functions such as Airplane mode, Flashlight, and Mobile HotSpot allowing you to turn them on or off.



Feature: Hello Bixby

To launch **Hello Bixby**, press the **Bixby** key.


Hello Bixby allows you to quickly set reminders, create voice dictation, search and access content on your phone and on the Internet.*




*Compatible wireless plan required for data/messaging access.

See more with AT&T Video Call

One-touch video calling built into your smartphone, no app to download, no separate account to configure, and no password to enter.

- Simply tap **Video Call**  on the dialer or in your contacts.
- Switch between HD Voice and video at any time during a call.






For more info visit att.com/videocall

Feature: Camera

Take a Picture





From the home screen, tap **Camera** .

- Drag  left or right to zoom in or out.
- Tap  to take a photo.
- Tap  or swipe up to take selfies.
- Swipe right to select a shooting mode.
- Swipe left to select a shooting effect.




Record a Video

From the home screen, tap **Camera** .

- Tap  to start recording.
- Tap  to capture a picture while recording.
- Tap  to pause recording.
- Tap  to end recording.

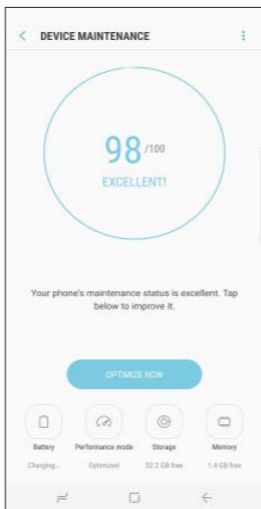
Optimize the battery

From the Home screen, swipe up for

Apps and then tap **Settings**  >

Device maintenance  > **OPTIMIZE NOW**

to optimize battery life.



Useful Apps*



AT&T Call Protect

Take more control over nuisance calls with automatic fraud blocking and suspected spam call warnings.



AT&T DriveMode

Help avoid distractions while driving. Silence incoming text alerts.



AT&T Protect Plus

Back up contacts and media, locate a lost device, and get device support.



AT&T Smart Wi-Fi

Finds and auto-connects to available hotspots.



Setup and Transfer

Restore content from your old device, set up your email, social networking, and more.



Smart Limits

Manage your family's phone use and set limits.

* Compatible device and subscription may be required. Data and messaging rates may apply. For more app information, go to <https://att.com/shop/apps>.

Find More Information

Manage Your Account with myAT&T

- On your phone:
Apps > AT&T folder > myAT&T
- On the web: **att.com/myATT**

Compatible device and online account required. Data and messaging rates may apply for download and app usage.

Need More Help?

- On your phone:
Apps > AT&T folder > Device Help
- On the web: **att.com/DeviceHowTo**

Give us a Call

- 611 from any AT&T wireless phone
- 800.331.0500

Accessories

- **att.com/accessories**
- Visit your AT&T store



**AT&T 5-Star
Eco-Rating 2.0**
att.com/ecospace

**WIRELESS
EMERGENCY
ALERTS
CAPABLE**



TM

Contains Li-ion battery - recycle or dispose of properly. AT&T Eco Rating 2.0 only applies to smartphone. For limited factors evaluated visit att.com/EcoSpace. Wireless Emergency Alerts is a registered Trademark and Service Mark of CTIA - The Wireless Association. LTE is a trademark of ETSI. 4G LTE not available. everywhere. Samsung Electronics America, Inc. Samsung, Galaxy S, Samsung Pay, Knox and Super AMOLED are all trademarks of Samsung Electronics Co., Ltd. Android is a trademark of Google Inc. © 2017 AT&T Intellectual Property. All rights reserved. AT&T, the AT&T logo and all other AT&T marks contained herein are trademarks of AT&T Intellectual Property and/or AT&T.